NORTH FACADE VIEW

HISTORIC JONESBOROUGH TENNESSEE

WASHINGTON COUNTY SCHOOLS

CLARKNEXSEN

CLASSROOM BLOCK FACADE

HISTORIC JONESBOROUGH TENNESSEE

WASHINGTON COUNTY SCHOOLS

CLARKNEXSEN

CONCEPTUAL COURTYARD VIEW

HISTORIC JONESBOROUGH TENNESSEE

WASHINGTON COUNTY SCHOOLS

CLARKNEXSEN

GENERAL NOTES

1. PLAN DIMENSIONS SHOWN ARE TO FACE OF FRAMING MEMBERS, FACE OF MASONRY, FACE OF EXISTING WALL, AND TO CENTER LINE OF COLUMNS, EXCLUSIVE OF INTERIOR WALLS.
2. ALL INTERIOR DIMENSIONS ARE TO FACE OF PARTITION ASSEMBLY AS DEFINED BY THE PARTITION SCHEDULE AND IS EXCLUSIVE OF ANY APPLIED FINISH.
3. REFER TO SHEET AE501 FOR THE PARTITION SCHEDULES. ALL INTERIOR PARTITIONS ARE TO BE TYPE S4N UNLESS OTHERWISE NOTED.
4. ALL DIMENSIONS TO BE FIELD VERIFIED PRIOR TO INSTALLATION OF EQUIPMENT / SHELVING / CASEWORK.
5. ANY CONFLICTING INFORMATION BETWEEN THE ARCHITECTURAL DRAWINGS AND THE CIVIL, LANDSCAPE, STRUCTURAL, FIRE PROTECTION, PLUMBING, HVAC, AUDIO VISUAL OR ELECTRICAL DRAWINGS SHALL BE NOTED IN WRITING TO THE ARCHITECT FOR REVIEW AND MUST BE CLARIFIED PRIOR TO COMMENCING THE CONSTRUCTION IN QUESTION.
6. PROVIDE FIRE RETARDANT TREATED WOOD BLOCKING IN METAL STUD PARTITIONS FOR MOUNTING FIXTURES, MILLWORK, SHELVING, HARDWARE, DOOR STOPS AND OTHER EQUIPMENT.
7. VERIFY AND COORDINATE PENETRATIONS THROUGH FLOOR SLABS, ROOF DECK AND PARTITIONS WITH PM&E AND FP DRAWINGS.
8. VERIFY AND COORDINATE FINISH FLOOR ELEVATIONS WITH CIVIL AND STRUCTURAL PRIOR TO COMMENCING CONSTRUCTION. NOTIFY ARCHITECT IN WRITING BEFORE CONSTRUCTION OF ANY CONFLICTS.
9. REFER TO SHEET AE601 FOR DOOR SCHEDULE. REFER TO SHEET AE611 - AE612 FOR CURTAIN WALL, LOUVER, AND STOREFRONT ELEVATIONS.

KEY NOTES

6509	PREFABRICATED ALUMINUM DROP OFF CANOPY
0511	8' ALUM. PICKET FENCE WITH GATES
0805	MOTORIZED ROLLING SECURITY GRILLE
1011	PLAYGROUND EQUIPMENT N.I.C.
1201	TELESCOPING STANDS
1202	FURNITURE, N.I.C.
1203	BOOK STACKS, N.I.C.

- ONE HALF HOUR FIRE RATING
- ONE HOUR FIRE RATING
- TWO HOUR FIRE RATING
- THREE HOUR FIRE RATING
- FOUR HOUR FIRE RATING
- (SB) SMOKE BARRIER (SB), SMOKE PARTITION (SP), OR PARTITION CAPABLE OF RESISTING THE PASSAGE OF SMOKE (S)

1/16" = 1' - 0"

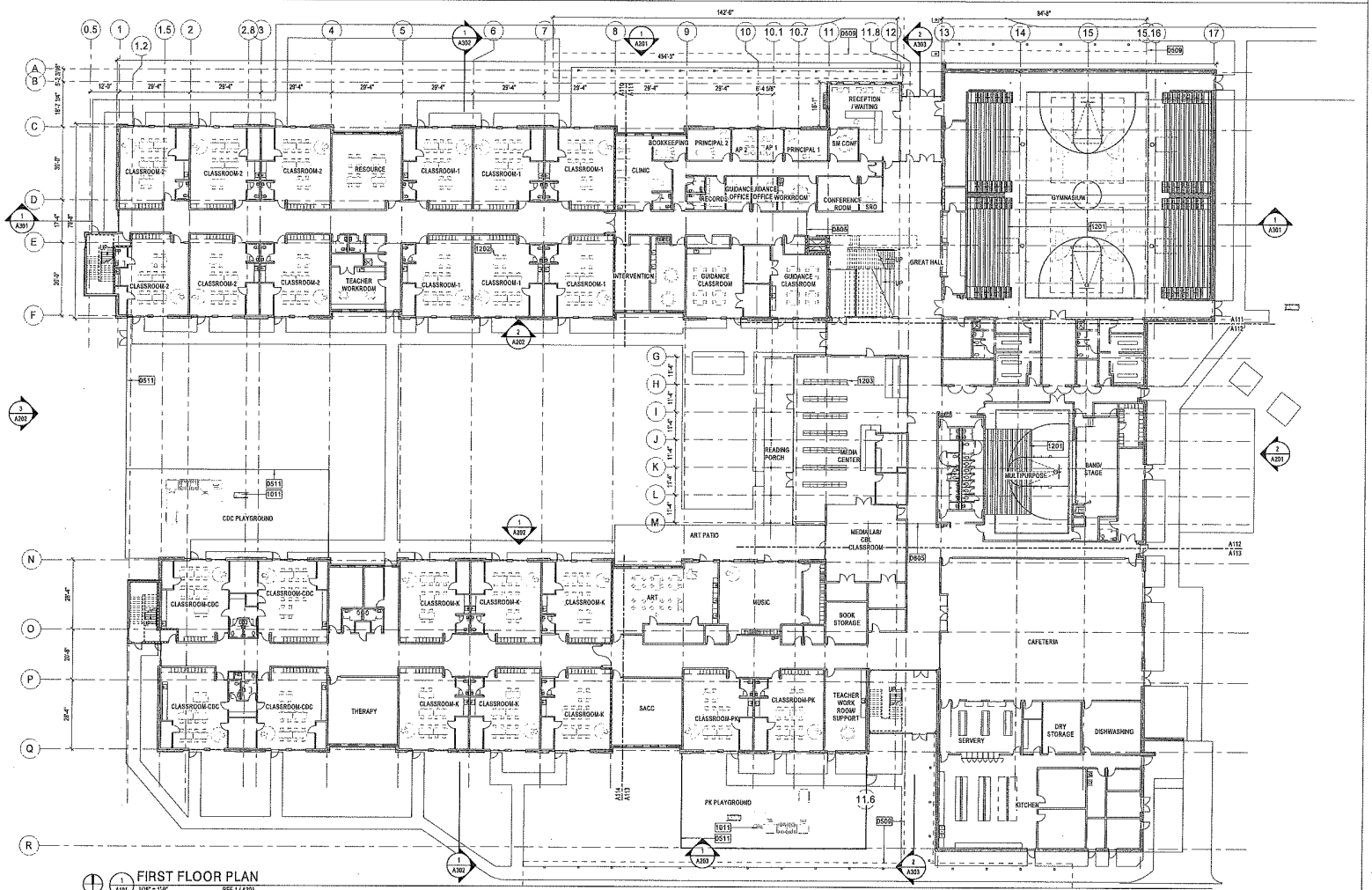

1 A101 FIRST FLOOR PLAN
1/16" = 1'-0" REF 1 / A203

WASHINGTON COUNTY SCHOOLS

JONESBOROUGH SCHOOL

North Cherokee Street
Jonesborough, TN 37659

ARCHITECT

CLARKNEXSEN

210 E. WATAUGA AVE
JOHNSON CITY, TENNESSEE 37601
423-610-2161

PROFESSIONAL SEAL

NOT FOR CONSTRUCTION

SUBMITTAL

2020.11.17

SCHEMATIC DESIGN

REVISIONS

KEY PLAN

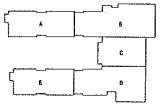

SHEET

FIRST FLOOR REFERENCE PLAN

A101

DESIGN: Designer
DRAWN: Author
REVIEW: Checker

CN 9128

11/17/2020 1:29:50 PM
C:\Revit Projects\19_Jonesborough\19-127_Jonesborough_Central_Wing_R19_Central_Wing_Revit19.rvt

GENERAL NOTES

1. PLAN DIMENSIONS SHOWN ARE TO FACE OF FRAMING MEMBERS, FACE OF MASONRY, FACE OF EXISTING WALL, AND TO CENTER LINE OF COLUMNS, EXCLUSIVE OF INTERIOR WALLS.
2. ALL INTERIOR DIMENSIONS ARE TO FACE OF PARTITION ASSEMBLY AS DEFINED BY THE PARTITION SCHEDULE AND IS EXCLUSIVE OF ANY APPLIED FINISH.
3. REFER TO SHEET AE501 FOR THE PARTITION SCHEDULES. ALL INTERIOR PARTITIONS ARE TO BE TYPE S4N UNLESS OTHERWISE NOTED.
4. ALL DIMENSIONS TO BE FIELD VERIFIED PRIOR TO INSTALLATION OF EQUIPMENT / SHELVING / CASEWORK.
5. ANY CONFLICTING INFORMATION BETWEEN THE ARCHITECTURAL DRAWINGS AND THE CIVIL, LANDSCAPE, STRUCTURAL, FIRE PROTECTION, PLUMBING, HVAC, AUDIO VISUAL OR ELECTRICAL DRAWINGS SHALL BE NOTED IN WRITING TO THE ARCHITECT FOR REVIEW AND MUST BE CLARIFIED PRIOR TO COMMENCING THE CONSTRUCTION IN QUESTION.
6. PROVIDE FIRE RETARDANT TREATED WOOD BLOCKING IN METAL STUD PARTITIONS FOR MOUNTING FIXTURES, MILLWORK, SHELVING, HARDWARE, DOOR STOPS AND OTHER EQUIPMENT.
7. VERIFY AND COORDINATE PENETRATIONS THROUGH FLOOR SLABS, ROOF DECK AND PARTITIONS WITH PM&E AND FP DRAWINGS.
8. VERIFY AND COORDINATE FINISH FLOOR ELEVATIONS WITH CIVIL AND STRUCTURAL PRIOR TO COMMENCING CONSTRUCTION. NOTIFY ARCHITECT IN WRITING BEFORE CONSTRUCTION OF ANY CONFLICTS.
9. REFER TO SHEET AE601 FOR DOOR SCHEDULE. REFER TO SHEET AE611 - AE612 FOR CURTAIN WALL, LOUVER, AND STOREFRONT ELEVATIONS.

KEY NOTES

0501	GALVANIZED STEEL ROOF ACCESS SHIPS LADDER
0805	MOTORIZED ROLLING SECURITY GRILLE

- ONE HALF HOUR FIRE RATING
- ONE HOUR FIRE RATING
- TWO HOUR FIRE RATING
- THREE HOUR FIRE RATING
- FOUR HOUR FIRE RATING
- (SB) SMOKE BARRIER (SB), SMOKE PARTITION (SP), OR PARTITION CAPABLE OF RESISTING THE PASSAGE OF SMOKE (S)

1/16" = 1'-0" 0 5' 10' 20' 30' 50'

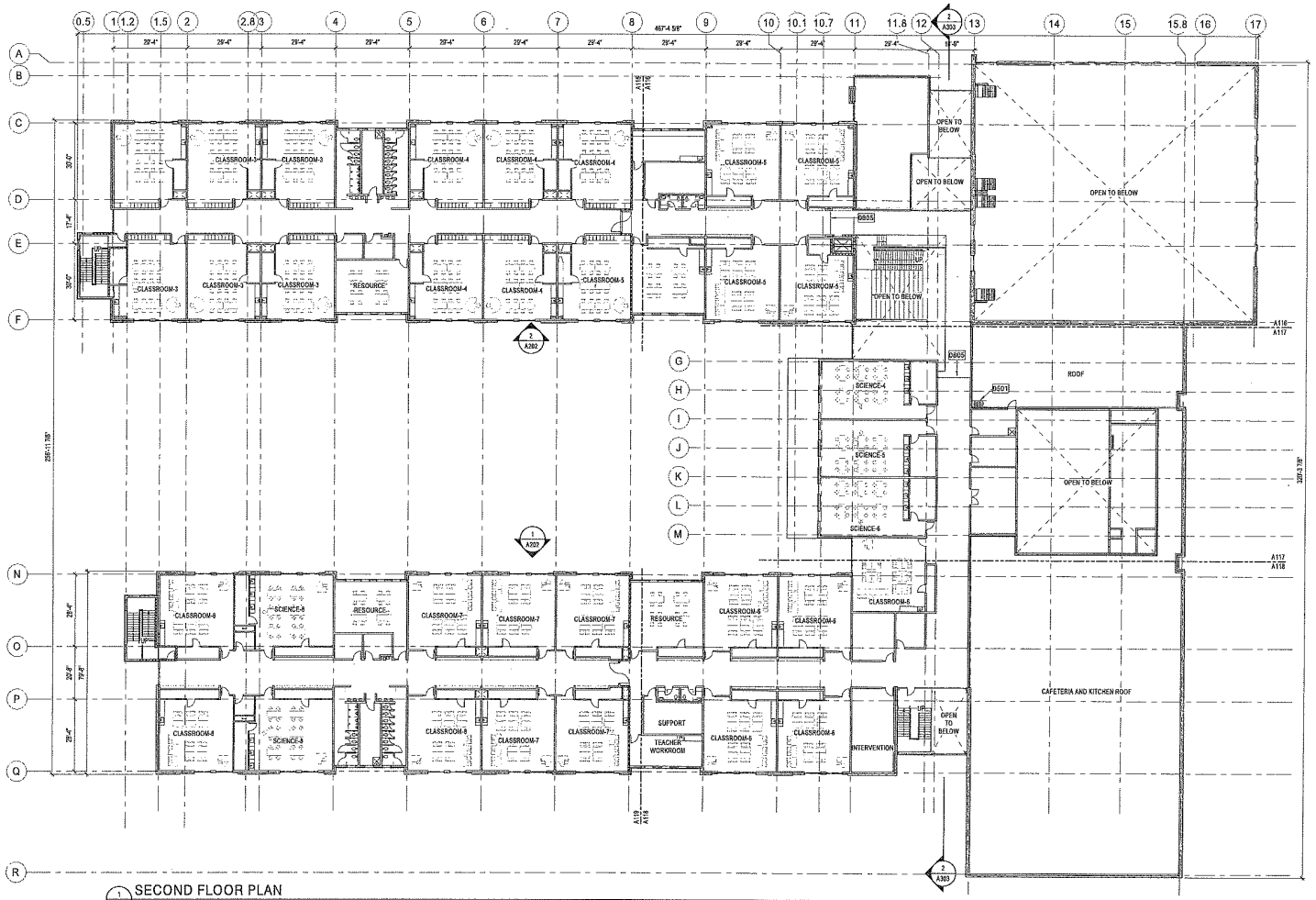

1 A102 SECOND FLOOR PLAN 1/16" = 1'-0" REF 1 / A201

WASHINGTON COUNTY SCHOOLS

JONESBOROUGH SCHOOL

North Chuckey Street
Jonesborough, TN 37659

OWNER

CLARKNEXSEN

210 E. WATAUGA AVE
JOHNSON CITY, TENNESSEE 37601
423 928 2191

PROFESSIONAL SEAL

NOT FOR CONSTRUCTION

DATE

2020.11.17

SCHEMATIC DESIGN

REVISIONS

KEY PLAN

SHEET

SECOND FLOOR REFERENCE PLAN

A102

DESIGN: Designer
DRAWN: Author
REVIEW: Checker

CN 9128

GENERAL NOTES

1. PLAN DIMENSIONS SHOWN ARE TO FACE OF FRAMING MEMBERS, FACE OF MASONRY, FACE OF EXISTING WALL, AND TO CENTER LINE OF COLUMNS, EXCLUSIVE OF INTERIOR WALLS.
2. ALL INTERIOR DIMENSIONS ARE TO FACE OF PARTITION ASSEMBLY AS DEFINED BY THE PARTITION SCHEDULE AND IS EXCLUSIVE OF ANY APPLIED FINISH.
3. REFER TO SHEET AE601 FOR THE PARTITION SCHEDULES. ALL INTERIOR PARTITIONS ARE TO BE TYPE S4N UNLESS OTHERWISE NOTED.
4. ALL DIMENSIONS TO BE FIELD VERIFIED PRIOR TO INSTALLATION OF EQUIPMENT / SHELVING / CASEWORK.
5. ANY CONFLICTING INFORMATION BETWEEN THE ARCHITECTURAL DRAWINGS AND THE CIVIL, LANDSCAPE, STRUCTURAL, FIRE PROTECTION, PLUMBING, HVAC, AUDIO VISUAL OR ELECTRICAL DRAWINGS SHALL BE NOTED IN WRITING TO THE ARCHITECT FOR REVIEW AND MUST BE CLARIFIED PRIOR TO COMMENCING THE CONSTRUCTION IN QUESTION.
6. PROVIDE FIRE RETARDANT TREATED WOOD BLOCKING IN METAL STUD PARTITIONS FOR MOUNTING FIXTURES, MILLWORK, SHELVING, HARDWARE, DOOR STOPS AND OTHER EQUIPMENT.
7. VERIFY AND COORDINATE PENETRATIONS THROUGH FLOOR SLABS, ROOF DECK AND PARTITIONS WITH PLBE AND FP DRAWINGS.
8. VERIFY AND COORDINATE FINISH FLOOR ELEVATIONS WITH CIVIL AND STRUCTURAL PRIOR TO COMMENCING CONSTRUCTION. NOTIFY ARCHITECT IN WRITING BEFORE CONSTRUCTION OF ANY CONFLICTS.
9. REFER TO SHEET AE601 FOR DOOR SCHEDULE. REFER TO SHEET AE611 - AE612 FOR CURTAIN WALL, LOUVER, AND STOREFRONT ELEVATIONS.

KEY NOTES

0001	PRIMARY TEACHING WALL (TECHNOLOGY BY OWNER, CONDUIT AND BACKBOX IN CONTRACT).
0601	BUILT-IN CASEWORK, CUBBIES
0602	BUILT-IN CASEWORK, LOWER AND UPPER CABINETS
1202	FURNITURE, N.I.C.

1/8" = 1'-0" 0 5' 10' 15' 20'

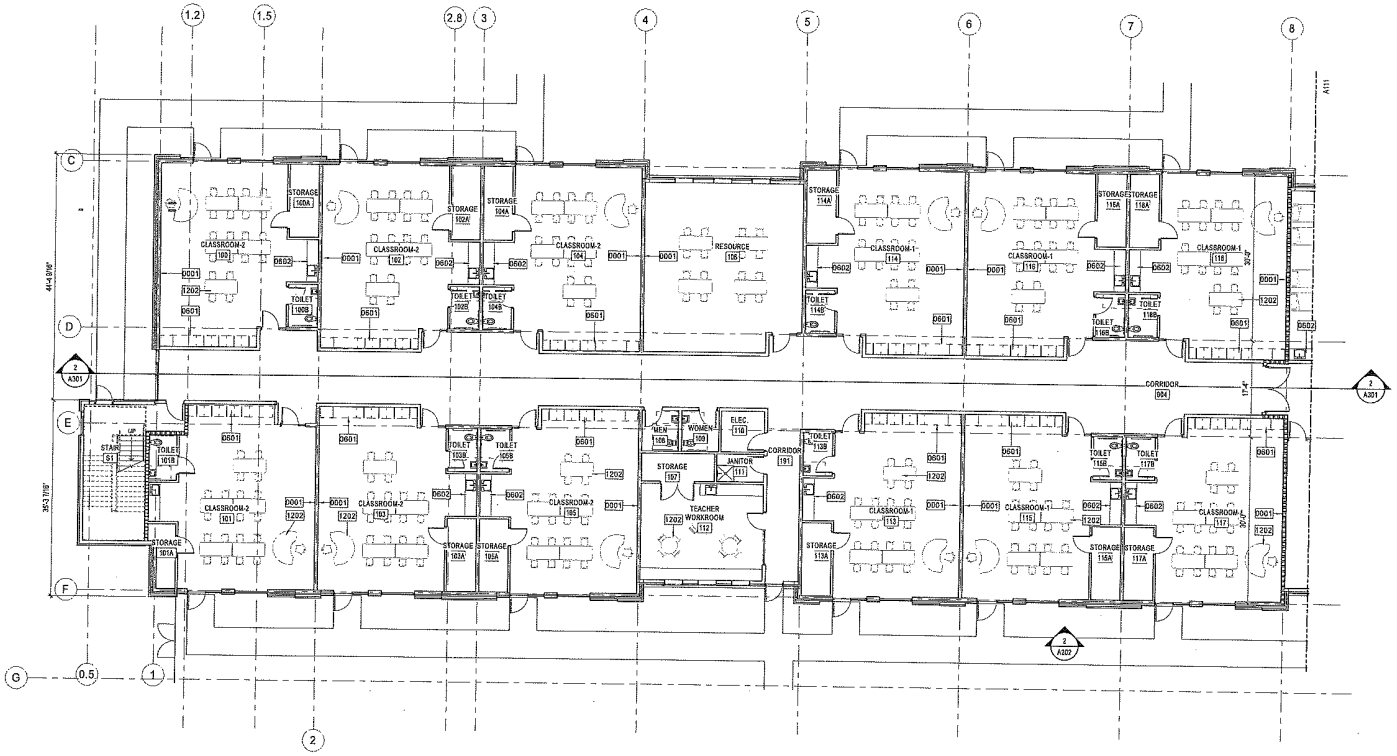

1 A110 FIRST FLOOR PLAN
1/8" = 1'-0" REF 17A201

WASHINGTON COUNTY SCHOOLS

JONESBOROUGH SCHOOL

North Cherokee Street
Jonesborough, TN 37659

DESIGNER

CLARKNEXSEN

219 E. WATAUGA AVE
JOHNSON CITY, TENNESSEE 37601
423.928.3181

PROFESSIONAL SEAL

NOT FOR CONSTRUCTION

DATE/TITLE

2020.11.17

SCHEMATIC DESIGN

REVISIONS

KEY PLAN

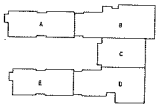

SHEET

FIRST FLOOR PLAN AREA A

A110

DESIGN: Designer
DRAWN: Author
REVIEW: Checker

CN 9128

11/17/2020 11:20:16 AM
C:\Users\Public\Pt_Cam\Revit\JS-P-Cy_Sessions.rvt
JOB

GENERAL NOTES

1. PLAN DIMENSIONS SHOWN ARE TO FACE OF FRAMING MEMBERS, FACE OF MASONRY, FACE OF EXISTING WALL, AND TO CENTER LINE OF COLUMNS, EXCLUSIVE OF INTERIOR WALLS.
2. ALL INTERIOR DIMENSIONS ARE TO FACE OF PARTITION ASSEMBLY AS DEFINED BY THE PARTITION SCHEDULE AND IS EXCLUSIVE OF ANY APPLIED FINISH.
3. REFER TO SHEET AE501 FOR THE PARTITION SCHEDULES. ALL INTERIOR PARTITIONS ARE TO BE TYPE S4N UNLESS OTHERWISE NOTED.
4. ALL DIMENSIONS TO BE FIELD VERIFIED PRIOR TO INSTALLATION OF EQUIPMENT / SHELVING / CASEWORK.
5. ANY CONFLICTING INFORMATION BETWEEN THE ARCHITECTURAL DRAWINGS AND THE CIVIL, LANDSCAPE, STRUCTURAL, FIRE PROTECTION, PLUMBING, HVAC, AUDIO VISUAL OR ELECTRICAL DRAWINGS SHALL BE NOTED IN WRITING TO THE ARCHITECT FOR REVIEW AND MUST BE CLARIFIED PRIOR TO COMMENCING THE CONSTRUCTION IN QUESTION.
6. PROVIDE FIRE RETARDANT TREATED WOOD BLOCKING IN METAL STUD PARTITIONS FOR MOUNTING FIXTURES, MILLWORK, SHELVING, HARDWARE, DOOR STOPS AND OTHER EQUIPMENT.
7. VERIFY AND COORDINATE PENETRATIONS THROUGH FLOOR SLABS, ROOF DECK AND PARTITIONS WITH PM&E AND FP DRAWINGS.
8. VERIFY AND COORDINATE FINISH FLOOR ELEVATIONS WITH CIVIL AND STRUCTURAL PRIOR TO COMMENCING CONSTRUCTION. NOTIFY ARCHITECT IN WRITING BEFORE CONSTRUCTION OF ANY CONFLICTS.
9. REFER TO SHEET AE501 FOR DOOR SCHEDULE, REFER TO SHEET AE611 - AE612 FOR CURTAIN WALL, LOUVER, AND STOREFRONT ELEVATIONS.

KEY NOTES

0001	PRIMARY TEACHING WALL (TECHNOLOGY BY OWNER, CONDUIT AND BACKBOX IN CONTRACT).
0602	BUILT-IN CASEWORK, LOWER AND UPPER CABINETS
0702	TPO ROOF MEMBRANE ROOFING SYSTEM
1202	FURNITURE, N.I.C.

1/8" = 1'-0"

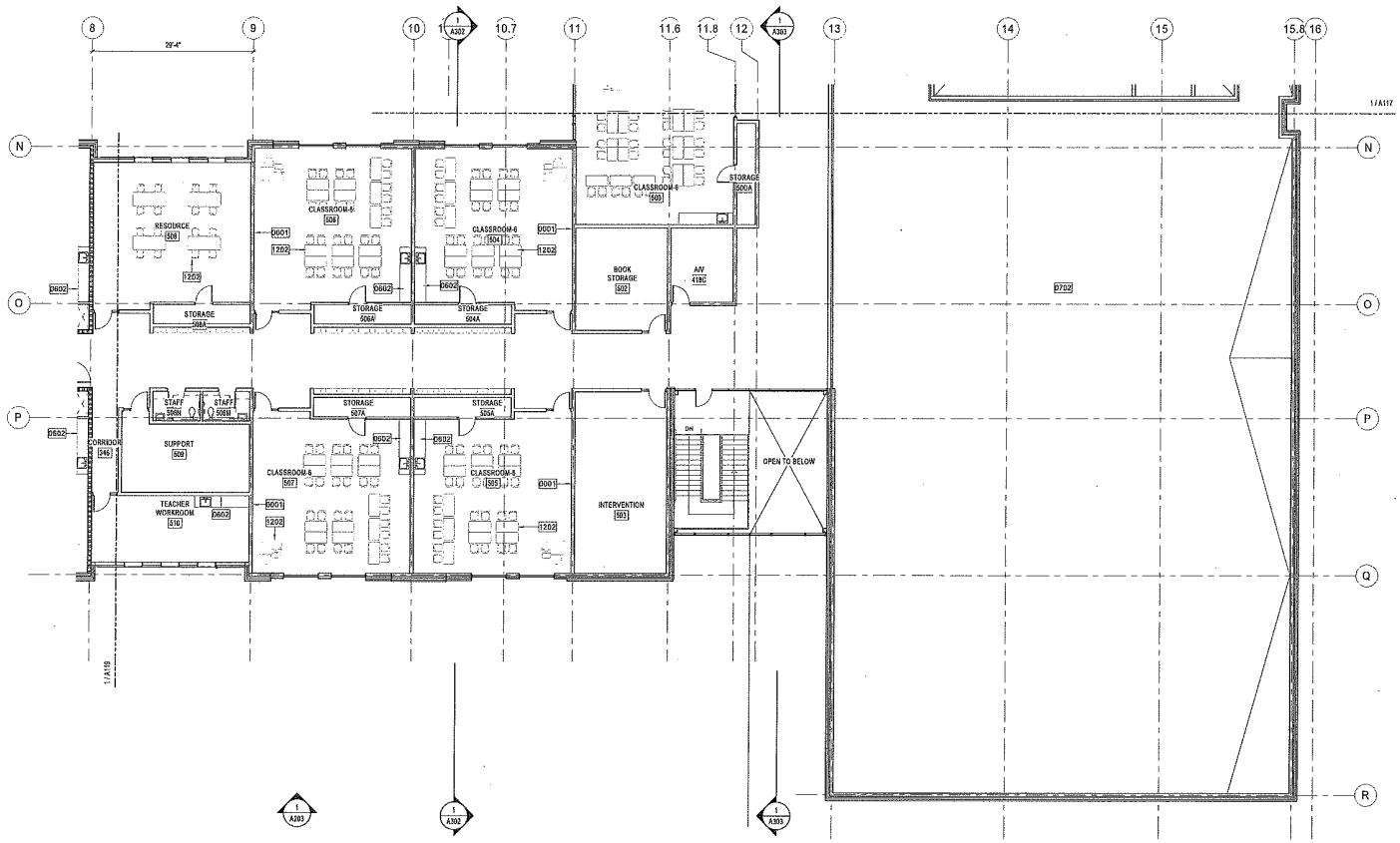

1 A118 SECOND FLOOR PLAN
1/8" = 1'-0" REF 1/A201

WASHINGTON COUNTY SCHOOLS

JONESBOROUGH SCHOOL

North Cherokee Street
Jonesborough, TN 37659

REVISIONS

CLARKNEXSEN

210 E. WATAUGA AVE
JOHNSON CITY, TENNESSEE 37601
423-926-2161

PROFESSIONAL SEAL

NOT FOR CONSTRUCTION

SUBMITTAL

2020.11.17

SCHEMATIC DESIGN

REVISIONS

KEY PLAN

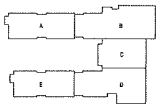

SHEET

SECOND FLOOR PLAN AREA D

A118

DESIGN: Designer
DRAWN: Author
REVIEW: Checker

CN 9128

11/12/2020 11:49:19 AM
C:\Users\mcarter\Desktop\JONESBOROUGH SR HS_mcarter.rvt

GENERAL NOTES

1. PLAN DIMENSIONS SHOWN ARE TO FACE OF FRAMING MEMBERS, FACE OF MASONRY, FACE OF EXISTING WALL, AND TO CENTER LINE OF COLUMNS, EXCLUSIVE OF INTERIOR WALLS.
2. ALL INTERIOR DIMENSIONS ARE TO FACE OF PARTITION ASSEMBLY AS DEFINED BY THE PARTITION SCHEDULE AND IS EXCLUSIVE OF ANY APPLIED FINISH.
3. REFER TO SHEET AE501 FOR THE PARTITION SCHEDULES. ALL INTERIOR PARTITIONS ARE TO BE TYPE S4N UNLESS OTHERWISE NOTED.
4. ALL DIMENSIONS TO BE FIELD VERIFIED PRIOR TO INSTALLATION OF EQUIPMENT / SHELVING / CASEWORK.
5. ANY CONFLICTING INFORMATION BETWEEN THE ARCHITECTURAL DRAWINGS AND THE CIVIL, LANDSCAPE, STRUCTURAL, FIRE PROTECTION, PLUMBING, HVAC, AUDIO VISUAL OR ELECTRICAL DRAWINGS SHALL BE NOTED IN WRITING TO THE ARCHITECT FOR REVIEW AND MUST BE CLARIFIED PRIOR TO COMMENCING THE CONSTRUCTION IN QUESTION.
6. PROVIDE FIRE RETARDANT TREATED WOOD BLOCKING IN METAL STUD PARTITIONS FOR MOUNTING FIXTURES, MILLWORK, SHELVING, HARDWARE, DOOR STOPS AND OTHER EQUIPMENT.
7. VERIFY AND COORDINATE PENETRATIONS THROUGH FLOOR SLABS, ROOF DECK AND PARTITIONS WITH PM&E AND FP DRAWINGS.
8. VERIFY AND COORDINATE FINISH FLOOR ELEVATIONS WITH CIVIL AND STRUCTURAL PRIOR TO COMMENCING CONSTRUCTION. NOTIFY ARCHITECT IN WRITING BEFORE CONSTRUCTION OF ANY CONFLICTS.
9. REFER TO SHEET AE601 FOR DOOR SCHEDULE. REFER TO SHEET AE611 - AE612 FOR CURTAIN WALL, LOUVER, AND STOREFRONT ELEVATIONS.

KEY NOTES

0001	PRIMARY TEACHING WALL (TECHNOLOGY BY OWNER, CONDUIT AND BACKBOX IN CONTRACT).
0602	BUILT-IN CASEWORK, LOWER AND UPPER CABINETS
0808	STRUCTURED POLYCARBONATE PANEL ASSEMBLIES
1202	FURNITURE, N.I.C.
2203	HI-LOW DRINKING FOUNTAIN WITH BOTTLE FILLER

1/8" = 1'-0" 0 5' 10' 15' 20'

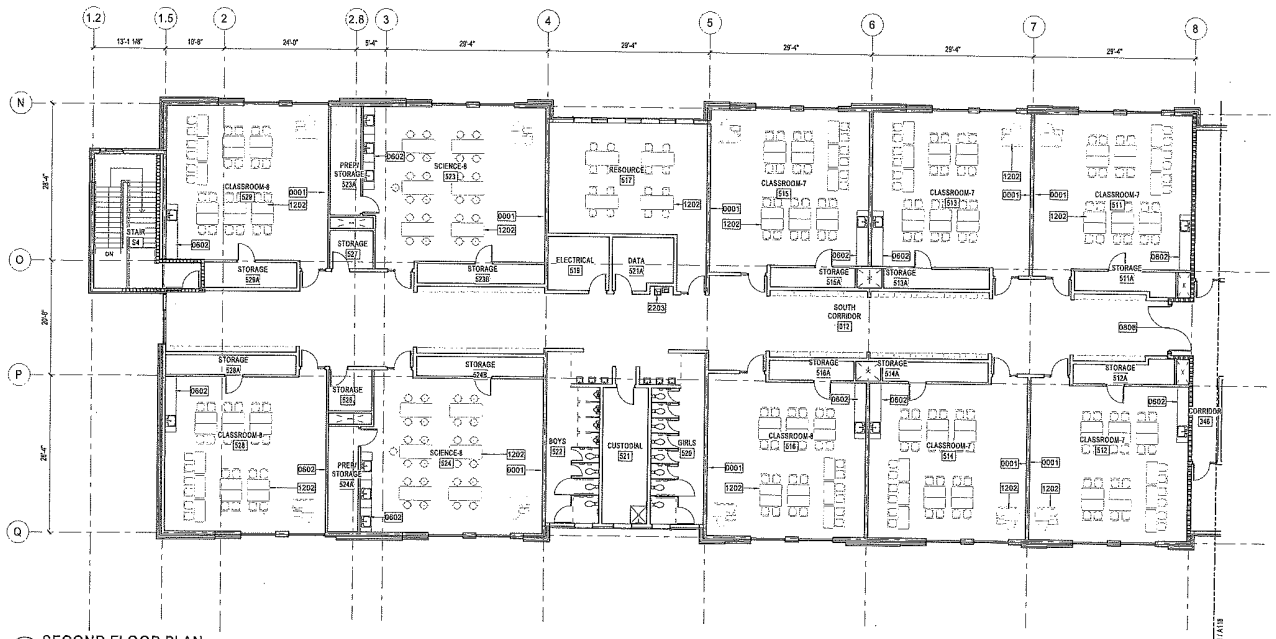

1 A118 SECOND FLOOR PLAN
1/8" = 1'-0" REF 1 / A201

WASHINGTON COUNTY SCHOOLS

JONESBOROUGH SCHOOL

North Cherokee Street
Jonesborough, TN 37659

DESIGN BY

CLARKNEXSEN

210 E. WATAUGA AVE
JOHNSON CITY, TENNESSEE 37601
423-928-2151

PROFESSIONAL SEAL

NOT FOR CONSTRUCTION

SUBMITTAL

2020.11.17

SCHEMATIC DESIGN

REVISIONS

KEY PLAN

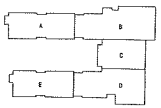

SHEET

SECOND FLOOR PLAN AREA E

A119

DESIGN: Designer
DRAWN: Author
REVIEW: Checker

CN 9128

GENERAL NOTES

1. REFER TO SHEET A-001 FOR ARCHITECTURAL SYMBOLS LEGEND.
2. REFER TO SHEET AExxx FOR CURTAIN WALL, LOUVER, AND DOOR ELEVATIONS.
3. REFER TO AND COORDINATE WITH STRUCTURAL, MECHANICAL, PLUMBING, AND ELECTRICAL FOR ADDITIONAL INFORMATION NOT SHOWN ON THIS DRAWING.
4. REFER TO AND COORDINATE WITH CIVIL AND LANDSCAPING DRAWINGS FOR ALL FINISHED GRADES.
5. HOLLOW METAL DOORS, FRAMES AND EXPOSED STEEL LINTELS TO BE PAINTED TO MATCH BRICK VENEER (COLOR TO BE SELECTED BY ARCHITECT).
6. ELEMENTS AND MATERIALS SHOWN ON AN ELEVATION GRAPHICALLY SIMILAR TO OTHER SUCH ELEMENTS/ MATERIALS THAT ARE INDICATED ON AN ELEVATION UNLESS NOTED OTHERWISE, WHETHER OR NOT THE ADDITIONAL ELEMENTS/ MATERIALS ARE INDEPENDENTLY IDENTIFIED.

KEY NOTES

0401	BRICK VENEER 1- DARK RED
0402	BRICK VENEER 2- CHARCOAL
0404	BRICK VENEER SOLDIER COURSE 1- DARK RED
0405	BRICK VENEER SOLDIER COURSE 1- CHARCOAL
0501	GALVANIZED STEEL ROOF ACCESS SHIPS LADDER
0509	PREFABRICATED ALUMINUM DROP OFF CANOPY
0701	FACTORY-FINISHED ALUMINUM COPING SYSTEM
0703	FACTORY-FINISHED FORMED METAL PANEL
0707	INSULATION AND FINISH SYSTEM (EFIS)
0708	8" WIDE FACTORY-FINISHED ALUMINUM BREAK METAL-FLUSH W/ F.O. FURRING STRIPS

0712	5/8" COMPOSITE WALL PANELS W/ WOOD FINISH (NICHIHA AWP 3030 "ASH")
0714	1x6 T&G WOOD SOFFIT
0715	FACTORY-FINISHED ALUMINUM FASCIA
0801	DARK BRONZE ALUM STOREFRONT SYSTEM
0809	STRUCTURED POLYCARBONATE PANEL ASSEMBLIES
1002	1" POWDER COATED ALUM PIN LETTER SIGNAGE

1/16" = 1'-0" 0 5 10' 20' 30' 60'

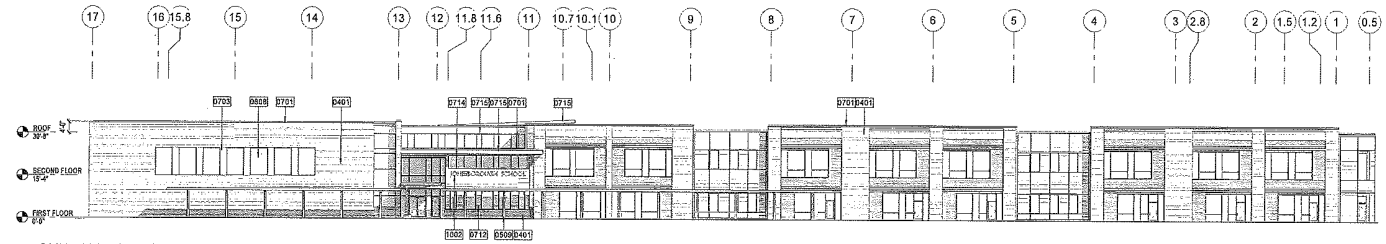

1 A201 OVERALL BUILDING ELEVATION- NORTH 1/16" = 1'-0" REF 1 / A101

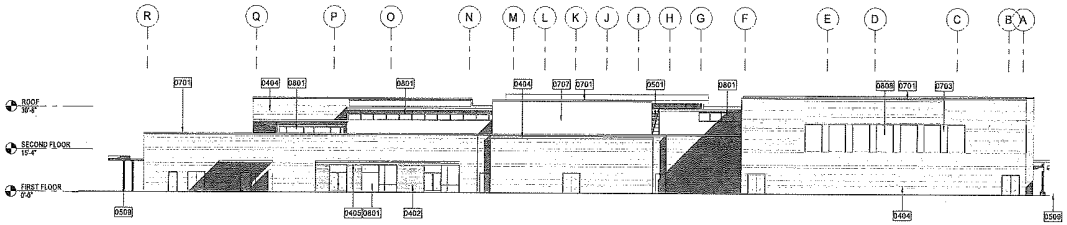

2 A201 OVERALL BUILDING ELEVATION- EAST 1/16" = 1'-0" REF 1 / A101

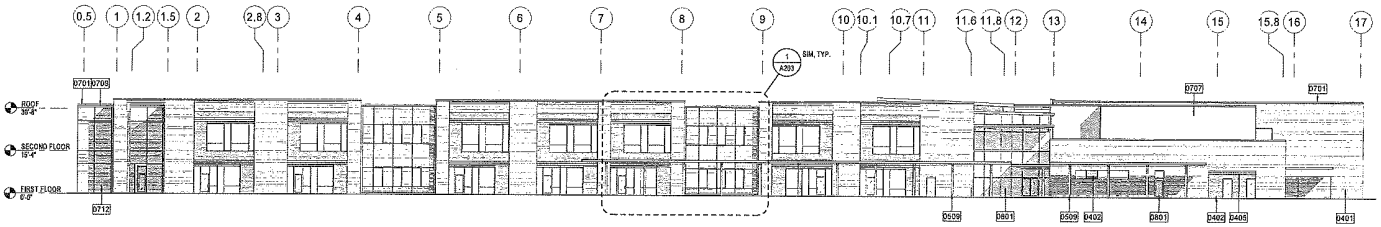

3 A201 OVERALL BUILDING ELEVATION- SOUTH 1/16" = 1'-0"

WASHINGTON COUNTY SCHOOLS

JONESBOROUGH SCHOOL

North Cherokee Street
Jonesborough, TN 37659

DESIGNER

CLARKNEXSEN

210 E. WATAUGA AVE
JOHNSON CITY TENNESSEE 37601
423 926-2191

NOT FOR CONSTRUCTION

SUBMITTAL
2020.11.17
SCHEMATIC DESIGN

REVISIONS

KEY PLAN

SHEET
OVERALL EXTERIOR ELEVATIONS

A201

DESIGN: Designer
DRAWN: Author
REVIEW: Checker

CN 9128

GENERAL NOTES

1. REFER TO SHEET A-001 FOR ARCHITECTURAL SYMBOLS LEGEND.
2. REFER TO SHEET AExxx FOR CURTAIN WALL, LOUVER, AND DOOR ELEVATIONS.
3. REFER TO AND COORDINATE WITH STRUCTURAL, MECHANICAL, PLUMBING, AND ELECTRICAL FOR ADDITIONAL INFORMATION NOT SHOWN ON THIS DRAWING.
4. REFER TO AND COORDINATE WITH CIVIL AND LANDSCAPING DRAWINGS FOR ALL FINISHED GRADES.
5. HOLLOW METAL DOORS, FRAMES AND EXPOSED STEEL LINTELS TO BE PAINTED TO MATCH BRICK VENEER (COLOR TO BE SELECTED BY ARCHITECT).
6. ELEMENTS AND MATERIALS SHOWN ON AN ELEVATION GRAPHICALLY SIMILAR TO OTHER SUCH ELEMENTS/ MATERIALS THAT ARE INDICATED ON AN ELEVATION UNLESS NOTED OTHERWISE, WHETHER OR NOT THE ADDITIONAL ELEMENTS/ MATERIALS ARE INDEPENDENTLY IDENTIFIED.

KEY NOTES

0401	BRICK VENEER 1- DARK RED
0402	BRICK VENEER 2- CHARCOAL
0404	BRICK VENEER SOLDIER COURSE 1- DARK RED
0405	BRICK VENEER SOLDIER COURSE 1- CHARCOAL
0701	FACTORY-FINISHED ALUMINUM COPING SYSTEM
0703	FACTORY-FINISHED FORMED METAL PANEL
0709	8" WIDE FACTORY-FINISHED ALUMINUM BREAK METAL- FLUSH W/ F.O. FURRING STRIPS
0712	5/8" COMPOSITE WALL PANELS W/ WOOD FINISH (WICHIHA AWP 3030 "ASH")
0713	4" WIDE FACTORY-FINISHED ALUMINUM BREAK METAL- PROJECT 2" FROM F.O. SIDING
0801	DARK BRONZE ALUM STOREFRONT SYSTEM

1/8" = 1'-0"

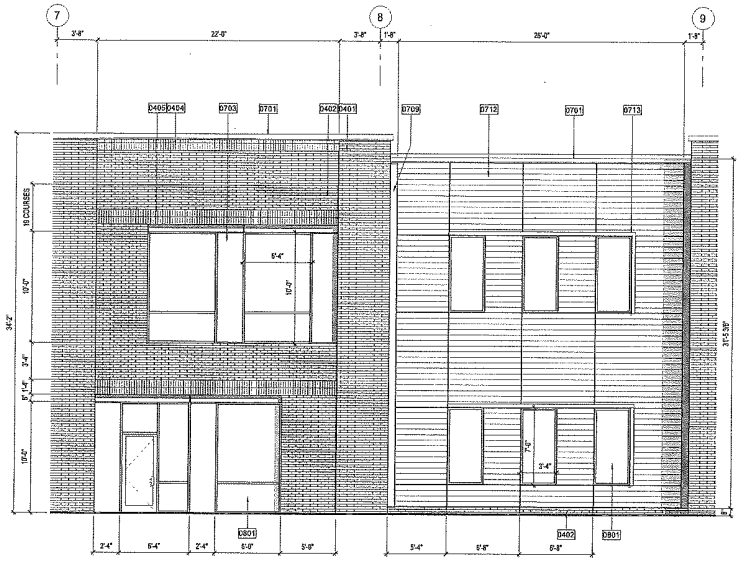

1 A203 TYPICAL ENLARGED CLASSROOM ELEVATION
1/4" = 1'-0" REF 1/ A101

WASHINGTON COUNTY SCHOOLS

JONESBOROUGH SCHOOL
North Cherokee Street
Jonesborough, TN 37659

DESIGNER

CLARKNEXSEN
319 E. WATAUGA AVE
JOHNSON CITY, TENNESSEE 37601
423 928-2101

PROFESSIONAL SEAL

NOT FOR CONSTRUCTION

ISSUE/DATE
2020.11.17
SCHEMATIC DESIGN

REVISIONS

KEY PLAN

SHEET
ENLARGED EXTERIOR ELEVATIONS

A203

DESIGN: Designer
DRAWN: Author
REVIEW: Checker

CN 9128

11/17/2020 11:01:04 PM
C:\Users\Author\Desktop\Revit Central_Revit_Jonesborough_Central_Author.rvt

GENERAL NOTES

1. REFER TO SHEET A-001 FOR ARCHITECTURAL SYMBOLS LEGEND.
2. REFER TO SHEET AExxx FOR CURTAIN WALL, LOUVER, AND DOOR ELEVATIONS.
3. REFER TO AND COORDINATE WITH STRUCTURAL, MECHANICAL, PLUMBING, AND ELECTRICAL FOR ADDITIONAL INFORMATION NOT SHOWN ON THIS DRAWING.
4. REFER TO AND COORDINATE WITH CIVIL AND LANDSCAPING DRAWINGS FOR ALL FINISHED GRADES.
5. HOLLOW METAL DOORS, FRAMES AND EXPOSED STEEL LINTELS TO BE PAINTED TO MATCH BRICK VENEER (COLOR TO BE SELECTED BY ARCHITECT).
6. ELEMENTS AND MATERIALS SHOWN ON AN ELEVATION GRAPHICALLY SIMILAR TO OTHER SUCH ELEMENTS/ MATERIALS THAT ARE INDICATED ON AN ELEVATION UNLESS NOTED OTHERWISE, WHETHER OR NOT THE ADDITIONAL ELEMENTS/ MATERIALS ARE INDEPENDENTLY IDENTIFIED.

KEY NOTES

0507	42" HIGH GUARDRAIL, PTD. TO MATCH GUARDRAIL AT THE STAIRS
0701	FACTORY-FINISHED ALUMINUM COPING SYSTEM
0703	FACTORY-FINISHED FORMED METAL PANEL
0801	DARK BRONZE ALUM STOREFRONT SYSTEM
1004	LOCKERS - BASE BID: OFCI, ADD ALT: A-3
1106	CEILING-MOUNTED, MOTORIZED GYM SEPARATOR CURTAIN, OFCI

1/8" = 1'-0" 0 5' 10' 15' 30'

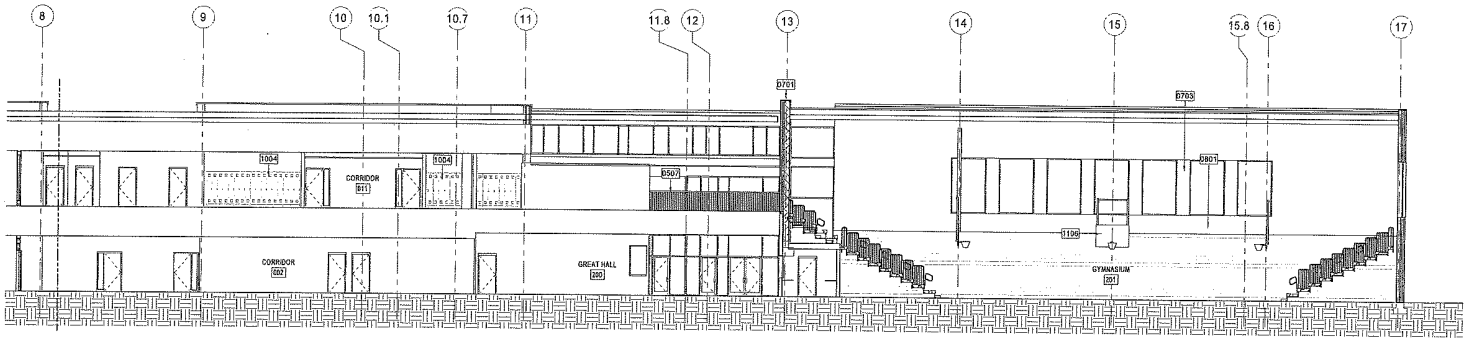

1 A301 BUILDING SECTION AT GYM AND CLASSROOM CORRIDOR
1/8" = 1'-0" REF 1 / A101

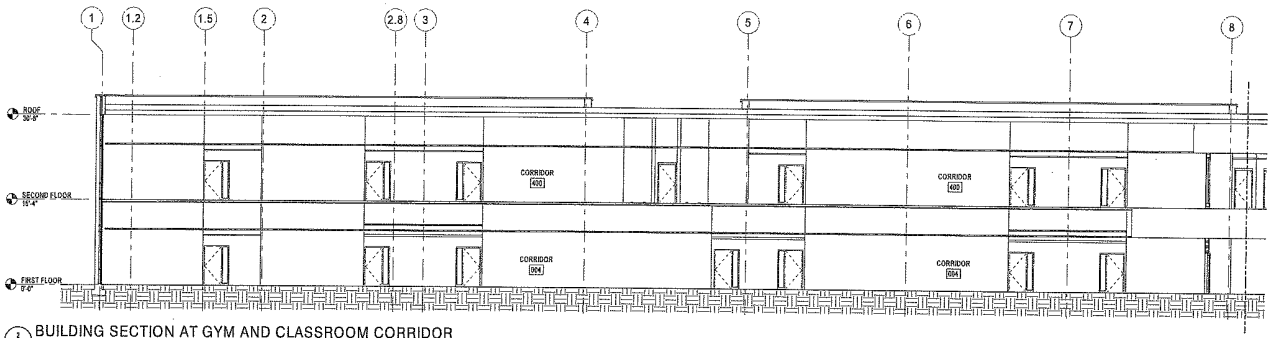

2 A301 BUILDING SECTION AT GYM AND CLASSROOM CORRIDOR
1/8" = 1'-0" REF 1 / A110

WASHINGTON COUNTY SCHOOLS

JONESBOROUGH SCHOOL

North Cherokee Street
Jonesborough, TN 37659

DESIGNER

CLARKNEXSEN

210 E. ELIZABETHTON AVE
JOHNSON CITY, TENNESSEE 37601
423 928 2191

PROTOTYPICAL SEAL

NOT FOR CONSTRUCTION

SUBMITTAL

2020.11.17

SCHEMATIC DESIGN

REVISIONS

KEY PLAN

SHEET

BUILDING SECTIONS

A301

DESIGN: Designer
DRAWN: Author
REVIEW: Checker

CN 9128

GENERAL NOTES

1. REFER TO SHEET A-001 FOR ARCHITECTURAL SYMBOLS LEGEND.
2. REFER TO SHEET AExxx FOR CURTAIN WALL, LOUVER, AND DOOR ELEVATIONS.
3. REFER TO AND COORDINATE WITH STRUCTURAL, MECHANICAL, PLUMBING, AND ELECTRICAL FOR ADDITIONAL INFORMATION NOT SHOWN ON THIS DRAWING.
4. REFER TO AND COORDINATE WITH CIVIL AND LANDSCAPING DRAWINGS FOR ALL FINISHED GRADES.
5. HOLLOW METAL DOORS, FRAMES AND EXPOSED STEEL LINTELS TO BE PAINTED TO MATCH BRICK VENEER (COLOR TO BE SELECTED BY ARCHITECT).
6. ELEMENTS AND MATERIALS SHOWN ON AN ELEVATION GRAPHICALLY SIMILAR TO OTHER SUCH ELEMENTS/ MATERIALS THAT ARE INDICATED ON AN ELEVATION UNLESS NOTED OTHERWISE, WHETHER OR NOT THE ADDITIONAL ELEMENTS/ MATERIALS ARE INDEPENDENTLY IDENTIFIED.

KEY NOTES

0401	BRICK VENEER 1- DARK RED
0507	42" HIGH GUARDRAIL, PTD. TO MATCH GUARDRAIL AT THE STAIRS
0509	PREFABRICATED ALUMINUM DROP OFF CANOPY
0511	5' ALUM. PICKET FENCE WITH GATES
0712	3/8" COMPOSITE WALL PANELS W/ WOOD FINISH (NICHIHA AWP 3039 "ASH")
0714	1x8 T&G WOOD SOFFIT
0715	FACTORY-FINISHED ALUMINUM FASCIA
0801	DARK BRONZE ALUM STOREFRONT SYSTEM
0802	DARK BRONZE ALUM CURTAINWALL SYSTEM

1/8" = 1'-0" 0 5' 10' 15' 30'

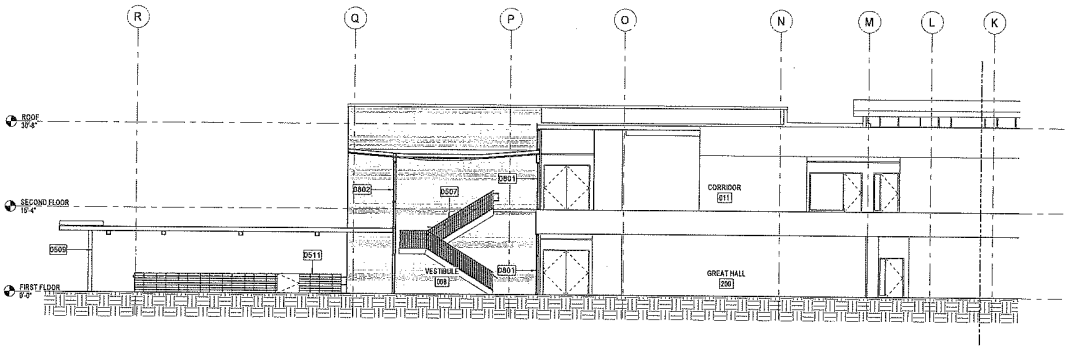

1 A303 BUILDING SECTION AT GREAT HALL
1/8" = 1'-0" REF 1 / A101

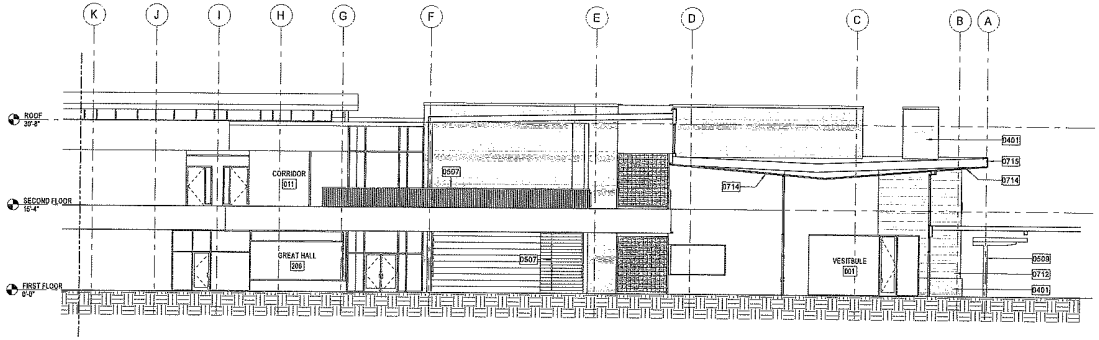

2 A303 BUILDING SECTION AT GREAT HALL
1/8" = 1'-0" REF 1 / A101

WASHINGTON COUNTY SCHOOLS

JONESBOROUGH SCHOOL

North Cherokee Street
Jonesborough, TN 37659

DESIGNER

CLARKNEXSEN

216 E. WATAUGA AVE
JOHNSON CITY, TENNESSEE 37601
423-928-2191

PROFESSIONAL SEAL

NOT FOR CONSTRUCTION

ISSUED FOR

2020.11.17
SCHEMATIC DESIGN

REVISIONS

KEY PLAN

TITLE

BUIDLING SECTIONS

A303

DESIGN: Designer
DRAWN: Author
REVIEW: Checker

CN 9128

11/17/2020 11:20:56 PM
C:\Users\Public\Documents\Autodesk\Revit\Central_JONESBOROUGH.rvt

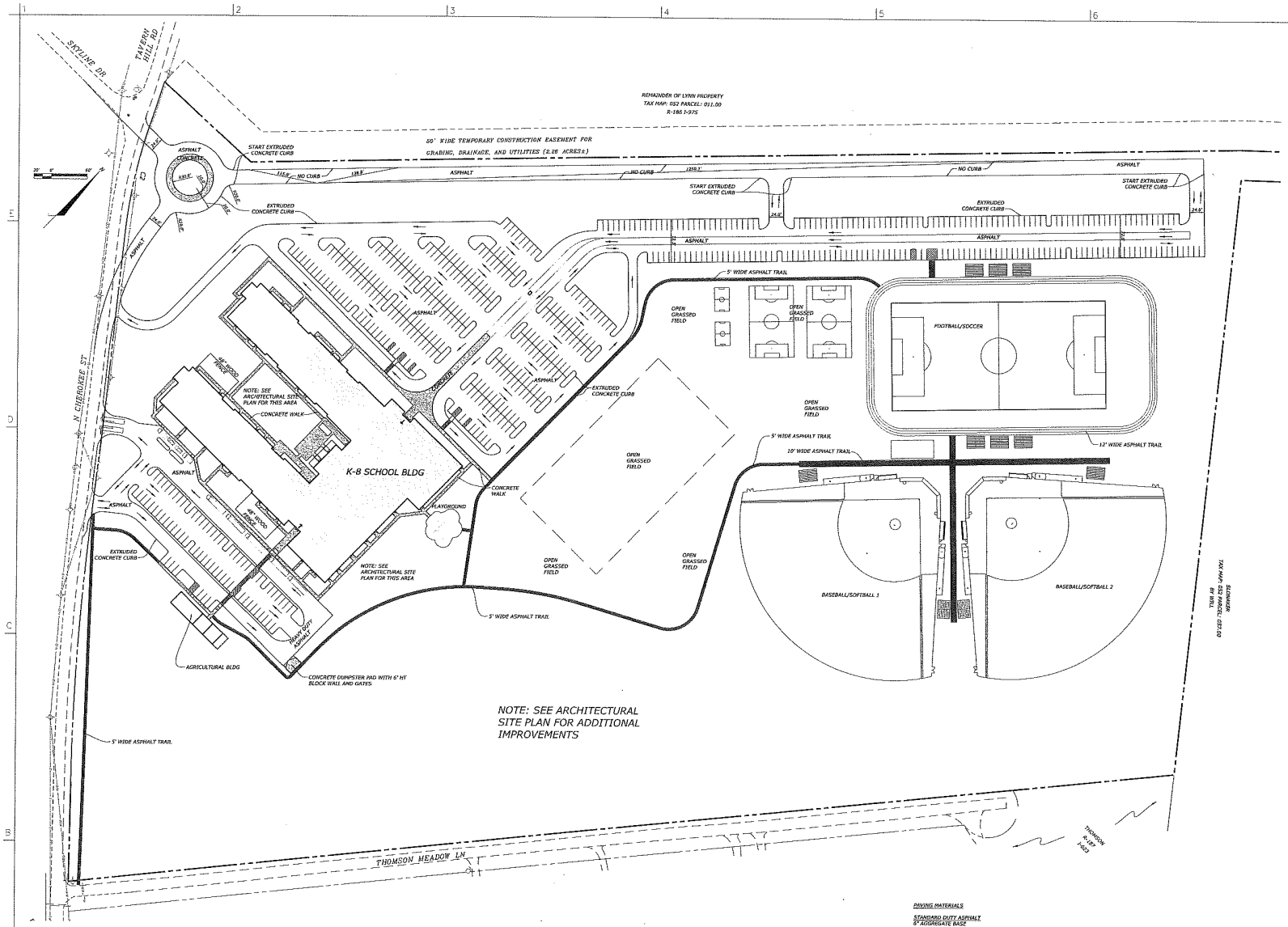

JONESBOROUGH
K-8 SCHOOL
North Cherokee Street
Jonesborough, TN 37659

ARCHITECT
CLARKNEXSEN
210 E. WATAUGA AVE
JOHNSON CITY, TENNESSEE 37601
423-929-2191

PROFESSIONAL SEAL
NOT FOR CONSTRUCTION

PURPOSE
SCHEMATIC DESIGN

REVISIONS

SHEET
SITE PLAN

C 1

ON
9'28

SITE IMPROVEMENTS AND GRADING ESTIMATING NOTES

1. PROPOSED CONTOURS SHOWN ARE FINISH GRADE BUT DO NOT TAKE INTO ACCOUNT DETAILS SUCH AS CURBING.
2. ROAD IMPROVEMENTS BY TOWN OF JONESBOROUGH
   2.1. N. CHEROKEE ST. IMPROVEMENTS
      2.1.1. ROUGH GRADING FOR N. CHEROKEE ST REALIGNMENT AND TO ROUNDABOUT BY CONTRACTOR
   2.2. SKYLINE DRIVE EXTENSION
   2.3. ROUNDABOUT
      2.3.1. ROUGH GRADING FOR ROUNDABOUT BY CONTRACTOR
3. ATHLETIC FIELD IMPROVEMENTS
   3.1. ROUGH GRADING AND GRASS STABILIZATION FOR FIELDS AND ADJOINING AREAS BY CONTRACTOR
   3.2. FINE GRADING AND FINAL TURF BY OTHERS
   3.3. FENCING, BLEACHERS, CONCESSIONS/RESTROOMS, STORAGE BUILDING, BATTING CAGES, AND OTHER ASSOCIATED EQUIPMENT IS BY OTHERS
   3.4. THE ASPHALT TRAILS ON THE SITE, THE ASPHALT WALKWAYS BETWEEN THE BASEBALL/SOFTBALL AND FOOTBALL/SOCCER FIELDS, AND THE ASPHALT AROUND THE FOOTBALL/SOCCER FIELD IS BY CONTRACTOR
4. AGRICULTURAL EDUCATION FACILITY
   4.1. THE BUILDING AND ASSOCIATED IMPROVEMENTS SUCH AS RAISED BEDS ARE BY OTHERS
   4.2. ROUGH GRADING AND GRASS STABILIZATION ARE BY THE CONTRACTOR.

LANDSCAPE MATERIAL ESTIMATE

1. FRONTAGE LANDSCAPING
   1.1. N. CHEROKEE ST REQUIRED= 1 TREE/50' X 1200'=24 SHADE TREES (2" CAL)
2. PARKING LOT
   2.1. TREES REQUIRED: 1 TREE/10 PS X 577± PS=58 SHADE TREES (2" CAL)
3. TOTAL 2" CAL SHADE TREES=24 + 58=82 + 18 FOR OTHER AREAS=100
4. TOTAL 2 GALLON SIZE SHRUBS=500

PAVING MATERIALS

STANDARD DUTY ASPHALT
6" AGGREGATE BASE
1.75" BINDER COURSE
1.25" SURFACE COURSE

TRAIL ASPHALT
4" AGGREGATE BASE
2" SURFACE COURSE

HEAVY DUTY ASPHALT
8" AGGREGATE BASE
3" BINDER COURSE
1.25" SURFACE COURSE

CONCRETE SIDEWALK
4" AGGREGATE BASE
4" 4000 PSI @28 DAYS CONCRETE

CONCRETE DUMPSTER PAD
4" AGGREGATE BASE
8" 4000 PSI @ 28 DAYS CONCRETE

DTWood Engineering, Inc.
Land Development Design & Consulting
PO Box 4373, Johnson City, Tennessee 37602-4373
423-791-4720 tod@dtwoodengineering.com

PROFESSIONAL SERVICES NOTES
1. DTWOOD ENGINEERING, INC. ONLY PROVIDES PROFESSIONAL ENGINEERING SERVICES AND DOES NOT PROVIDE SURVEYING SERVICES INCLUDING BOUNDARY SURVEYS OR PLATS.
2. ANY BOUNDARY SURVEY SHOWN ON THIS PLAN WITH PROPERTY LINES AND METES AND BOUNDS DESCRIPTION IS BY OTHERS AND WE TAKE NO RESPONSIBILITY FOR ITS ACCURACY.
3. ANY TOPOGRAPHIC INFORMATION SHOWN ON THIS PLAN WAS PROVIDED BY A LICENSED SURVEYOR AND/OR AVAILABLE PUBLIC DATA.

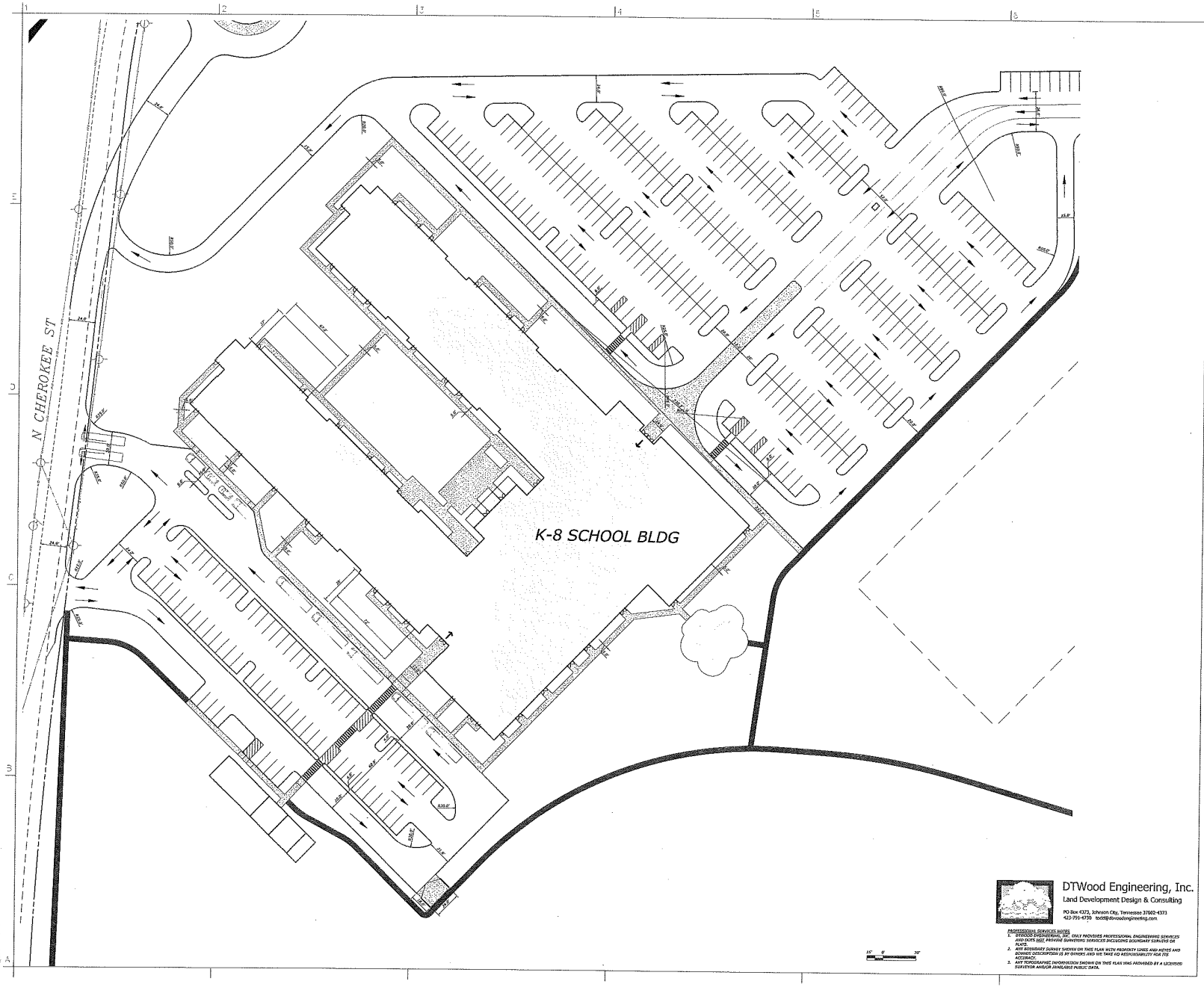

Owner

JONESBOROUGH
K-8 SCHOOL

North Cherokee Street
Jonesborough, TN 37659

Designer

CLARKNEXSEN

210 E. WATAUGA AVE
JOHNSON CITY, TENNESSEE 37601
423-929-2191

PROFESSIONAL SEAL

NOT FOR CONSTRUCTION

SUBMITTAL

2020.11.17

SCHEMATIC DESIGN

REVISIONS

SHEET

SITE PLAN--
SCHOOL AREA

C4

DTWood Engineering, Inc.
Land Development Design & Consulting
PO Box 4373, Johnson City, Tennessee 37602-4373
423-791-4739 todd@dtwoodengineering.com

PROFESSIONAL SERVICES NOTES

1. DTWOOD ENGINEERING, INC. ONLY PROVIDES PROFESSIONAL ENGINEERING SERVICES AND DOES NOT PROVIDE SURVEYING SERVICES INCLUDING BOUNDARY SURVEYS OR ALTA SURVEYS.
2. ANY BOUNDARY SURVEY SHOWN ON THIS PLAN WITH PROPERTY LINES AND METES AND BOUNDS DESCRIPTION IS BY OTHERS AND WE TAKE NO RESPONSIBILITY FOR ITS ACCURACY.
3. ANY TOPOGRAPHIC INFORMATION SHOWN ON THIS PLAN WAS PROVIDED BY A LICENSED SURVEYOR AND/OR AVAILABLE PUBLIC DATA.

15' 0' 30'

DESIGNED Designer
DRAWN Author
REVIEWED Reviewer

CN
9128