



To find out more information on how you can keep our waters clean or assist the Town in their stormwater program, please visit the Town's of Jonesborough's Stormwater webpage:



Town of Jonesborough

Stormwater Coordination Office
123 Boone Street
Jonesborough, TN 37659
Phone 423-753-1030



HISTORIC
JONESBOROUGH
TENNESSEE

Downtown Stormwater Awareness



A guide on being
water-wise and
preventing stormwater
pollution at your place of
business

What is Stormwater?

Just like it sounds, stormwater is any precipitation that falls during a storm and flows over land or impervious surfaces into local waterways.

Whether it's water running off of your gutter or flowing down the street, it's stormwater. This water often flows into storm drains, like the one to the right.

A common misconception about these is that stormwater and sanitary sewer systems are the same thing.

However... Stormwater does not flow into the sewer system! They are two separate



Water flows into these catch basins and straight into our waterways!

systems. In fact, the stormwater in your community flows directly into Little Limestone Creek through storm drains and pipes, without being treated.

Because of this it's very important that we all work together to prevent polluted stormwater from entering our waterways.





Urban areas like downtown Jonesborough are especially vulnerable to stormwater runoff and pollution since so much of its surface is impervious concrete. The rain has to flow over pavement, picking up pollutants and debris, before it can make its way to a storm drain or directly enter the creek.

Most Importantly:

1. Don't dump anything down a storm drain!

Remember that storm drains carry water straight to the creek untreated. Dumping waste into the streets, creeks, or storm drains is also against the law, so any illegal dumping should be reported immediately to Town Hall.

This Means:

-  Mop Water
-  Cleaning Chemicals
-  Oil/Grease
-  Fertilizer

2. Sweep leaves, trash, and debris from any drains near your storefront

In addition to polluting waterways, killing wildlife, and clogging drain pipes, leaves and trash also make our waterways less attractive. Please clear storm drains regularly to promote healthy creeks and streams.

3. Dispose of all waste properly and create a spill cleanup plan

Use sand or other dry methods to clean up spills, inspect dumpsters for leaks, call the manufacturer if you are unsure of how to dispose of a product, check your property regularly for litter, and make sure all employees are knowledgeable on proper waste disposal methods.

How Can Your Business Help?

Property owners are responsible for any and all pollutants leaving their property. With Little Limestone so close by, any pollutants or trash present downtown go directly into the creek. Here are some simple steps you, as a business owner or employee, can take to help protect the water quality of your local creeks and rivers:



Little Limestone Creek runs parallel to Main Street, so it's critical that Downtown businesses do their part to reduce stormwater pollution

4. Report any spills, unusual odors, cloudiness, or maintenance concerns as soon as possible

If there is a potential problem, the Town needs to know as soon as possible. If you have any questions or concerns about stormwater pollution or maintenance please contact Town Hall at 423-753-1030 or visit the Stormwater webpage to [Report a Problem](#).